



Published on *Genders & Sexualities Alliance Network* (<https://gsanetwork.org>)

[Home](#) > [Resources](#) > [Building Your GSA](#) > How to Have a Kick-Ass GSA



---

## How to Have a Kick-Ass GSA



[DOWNLOAD THE FULL RESOURCE!](#)  [1]

### Establishing Your Club's Purpose

1. Decide if your [GSA is a support group, activism club, or social group](#)  [2]
2. Mission statement:
  - Address the nature of your organization and its goals in an official mission statement
  - Check out our [sample mission statements](#)  [3] to get started!

### Preparing for Meetings

1. Set the Agenda: make a list of issues and topics to be discussed at each meeting
2. Publicize the Meetings
  1. Figure out the best ways to reach as many people as possible in your school and

- make announcements (e.g. daily announcements, flyers, posters)
- 2. Designate a "publicity queen" to be in charge of all publicity each week
- 3. Bring Food:
  - 1. Buy food if your club has money already or create a club donation jar that says "\$ for snacks"


## Running a Good Meeting


- 1. Ground Rules:
  - 1. To make sure the group members feel safe, establish ground rules such as respect and confidentiality
- 2. Decision Making
  - 1. Figure out how your group will make decisions: majority vote, consensus, dictatorship?
  - 2. Facilitator:
    - 1. Designate someone to keep the group focused on the meeting agenda
    - 2. Make sure people are not feeling ignored and that the group remains respectful
- 3. Notes:
  - 1. Take minutes at each meeting for members who couldn't attend
    - 1. Post the notes on a GSA bulletin board or web page so students can read them anonymously
- 4. Create a question box for suggestions or comments

## Creating an Action Plan

- 1. Brainstorming sessions
  - 1. Only think of projects ONCE at a brainstorming meetings
  - 2. Set your ideas into a list of priorities and concentrate on the top three
- 2. Heads of committees
  - 1. Make each project a committee and apoint a leader to organize the specific project
  - 2. Spread the leadership
- 3. Set tentative dates
  - 1. Put deadlines, dates of meetings, or anything else into official school calendars
  - 2. Follow a schedule and take your deadlines seriously
- 4. Sub-Committee Meetings
  - 1. Committees working on projects should meet seperately from the regular GSA meeting and report back to the GSA. This ensures that gsa members no interested in the project still have a place in meetings, while allowing committees to get more specfic work completed

## Develop Mission and Vision Statements

What kind of GSA club are you going to be? Look through our [sample mission statements](#)  [4] for ideas of what's possible.

To develop a vision and values statement with your mission statement, check out our [Visions for Justice](#) 

[5] and [Values for Justice](#)  [6] workshops that you can do in your GSA!

---

**Source URL:** <https://gsanetwork.org/resources/building-your-gsa/how-have-kick-ass-gsa>

### Links

[1] <https://gsanetwork.org/files/resources/KickassGSA-withTreeChecklist.pdf>

[2] <https://gsanetwork.org/files/resources/GSAmodels.pdf>

[3] [https://gsanetwork.org/files/resources/SampleMissionStatements\\_0.pdf](https://gsanetwork.org/files/resources/SampleMissionStatements_0.pdf)

[4] <https://gsanetwork.org/files/resources/SampleMissionStatements.pdf>

[5] <https://gsanetwork.org/files/resources/VISIONS%20FOR%20JUSTICE%20FINAL.pdf>

[6] <https://gsanetwork.org/files/resources/GSAValues4Justice%20FINAL.pdf>